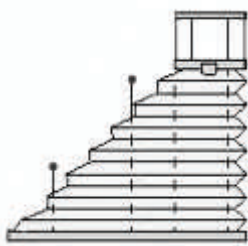
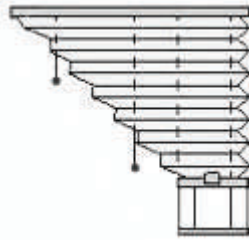


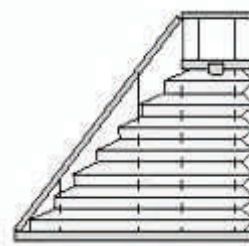
Cut Shaped Tensioned Roof Blinds (CS) - Square Tensioned Roof Blinds (SB)



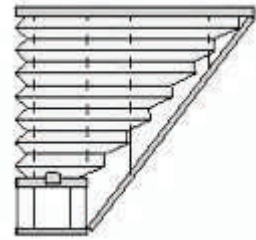
CS-1



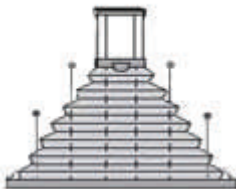
CS-1 invert



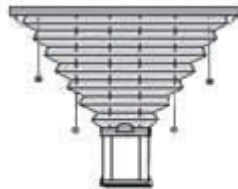
CS-1.1



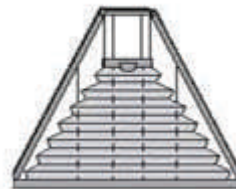
CS-1.1 invert



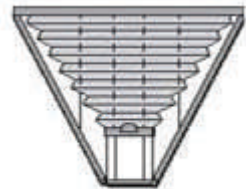
CS-2



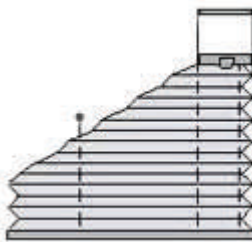
CS-2 invert



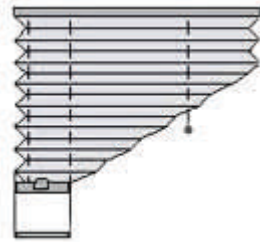
CS-2.1



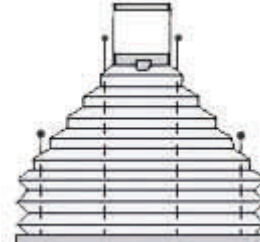
CS-2.1 invert



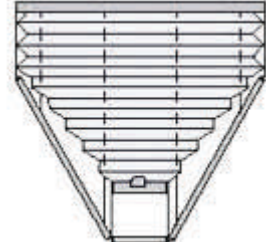
CS-3



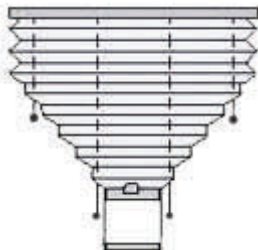
CS-3 invert



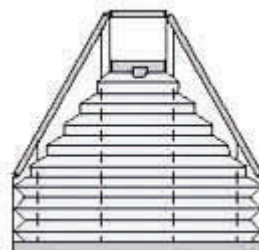
CS-4



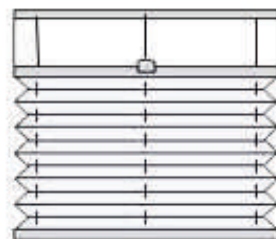
CS-4.1 invert



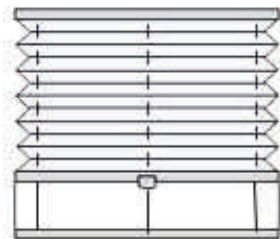
CS-4 invert



CS-4.1



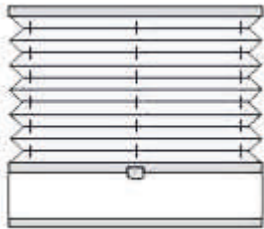
PB-10 invert



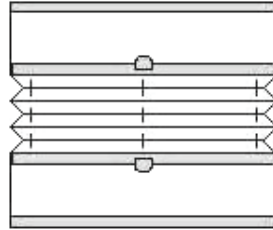
PB-10

AGT Uniflexx Overview 2009

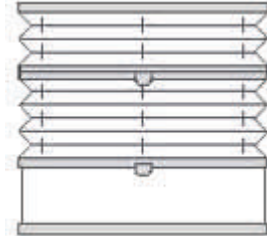
Tensioned Side Blinds (TS) - Cord Lock Side Blinds (CLS) - Electric (e)



TS-10



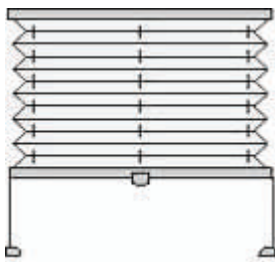
TS-10.1



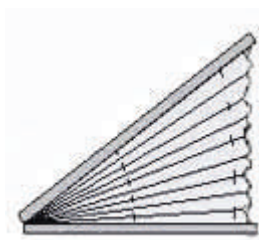
TS-11.2



TSG-10.1



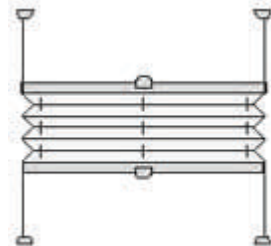
TS-11



TSG-10.1r



TSG-10r




TS-11.3



TSG-10



CLS-10.1



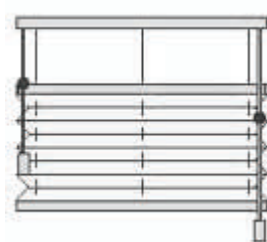
CLS-10.1 r



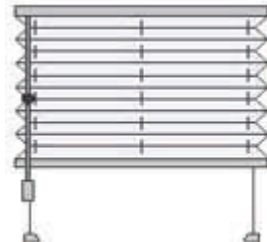
CLS-10.2r



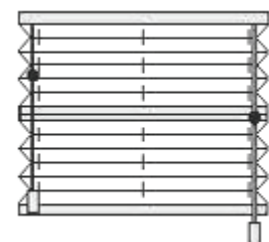
CLS-10.2



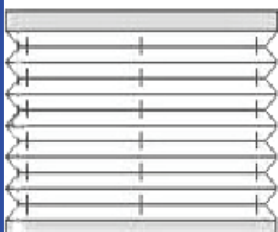
CLS-10.4



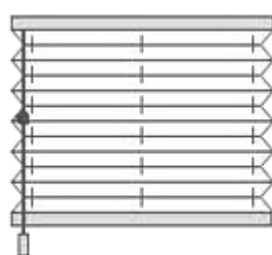
CLS-10.3/MCS-10.3




CLS-10.5




CLSe-10



CLS-10/MCS-10



TSC-10

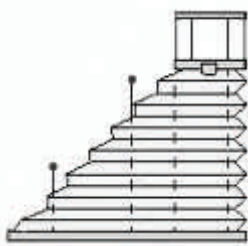


TSC-11

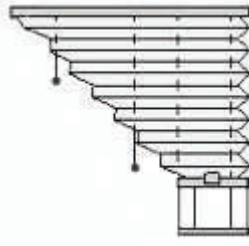
CHAIN OPERATED MONOCONTROL (MCS) AVAILABLE FOR MODELS CLS-10, CLS 10.3



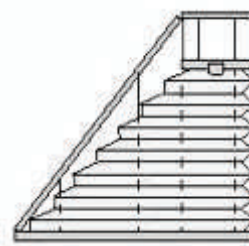
Cut Shaped Electric Tensioned Roof Blinds (CSe) - Square Electric Tensioned Roof Blinds (SBe)



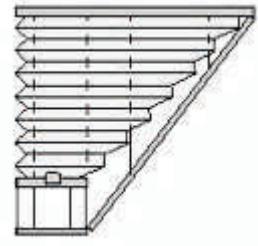
CSe-1 ⚠



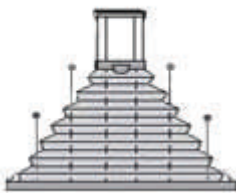
CSe-1 invert ⚠



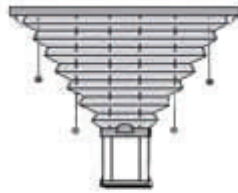
CSe-1.1 ⚠



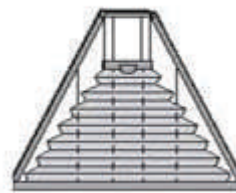
CSe-1.1 invert ⚠



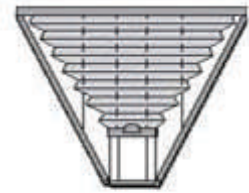
CSe-2 ⚠



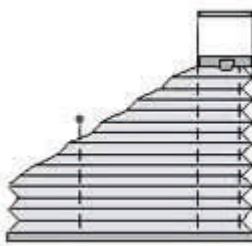
CSe-2 invert ⚠



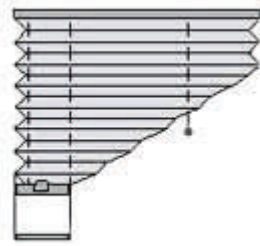
CSe-2.1 ⚠



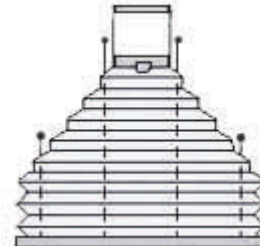
CSe-2.1 invert ⚠



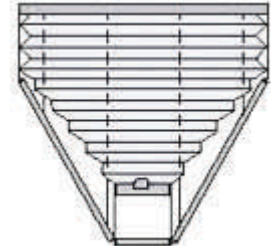
CSe-3 ⚠



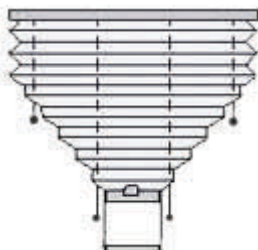
CSe-3 invert ⚠



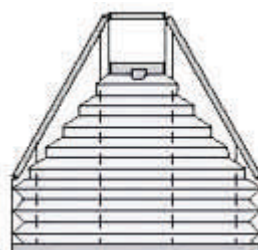
CSe-4 ⚠



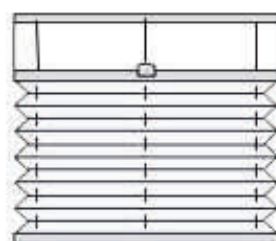
CSe-4.1 invert ⚠



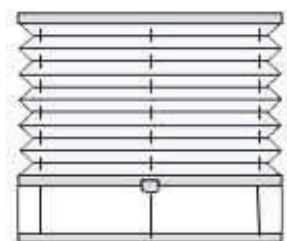
CSe-4 invert ⚠



CSe-4.1 ⚠



SBe-10 invert ⚠



SBe-10 ⚠